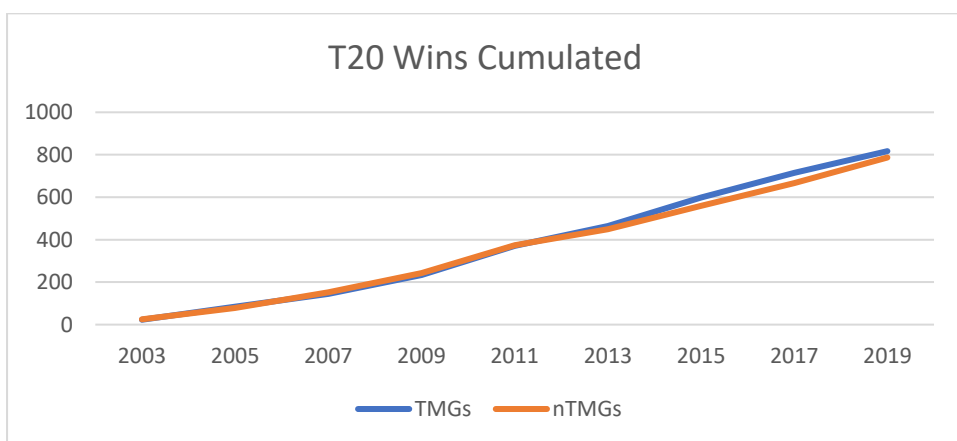
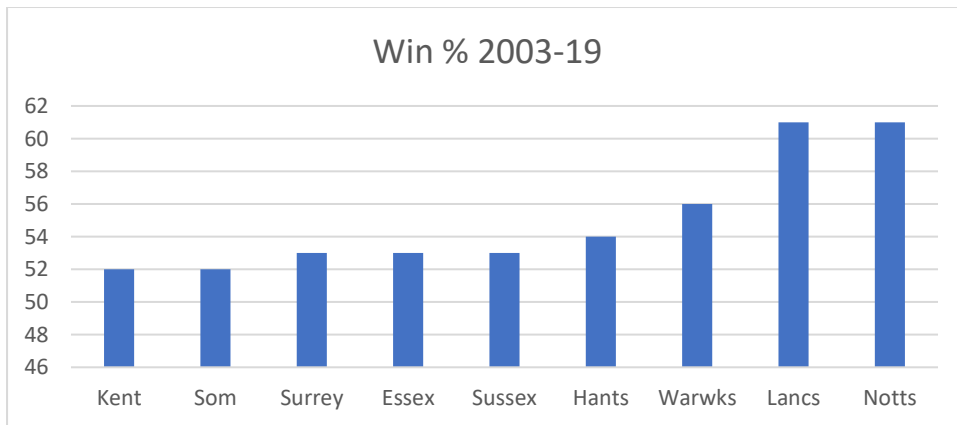
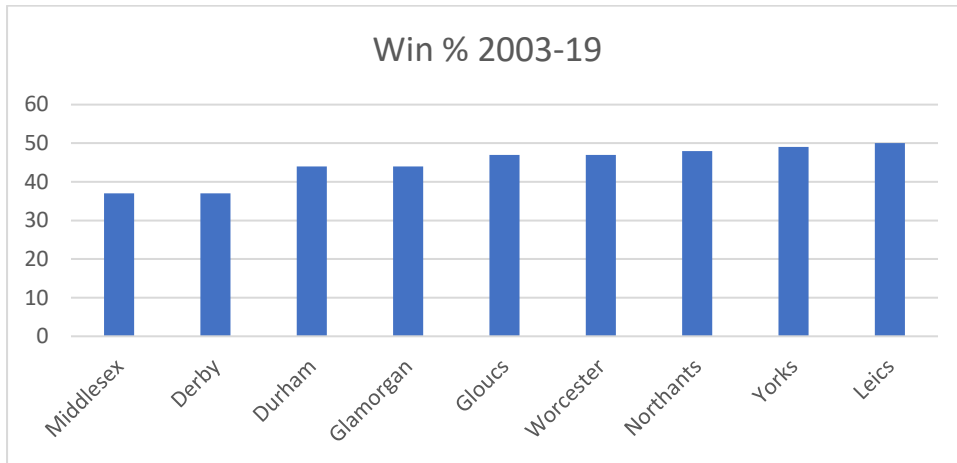


**1 Data** Playing performances taken from Cricket Archive, financial numbers from the public record at Companies House.

**2 Blast playing records** Win %, wins/(wins+losses), excludes abandonments, no-results and ties. Group stage games and the knock-outs.



## Blast match outcomes by toss winners

Year	Win %	Bat First%	Bat &Win%	Field & Win%
2019	51	49	53	50
2018	45	41	45	44
2017	43	32	47	41
2016	57	31	54	58
2016-9	49	38	50	48

The Blast numbers 2016-9 for fielding first are in line with those given in Cricket 2.0 (60-40). In 2019 the Blast bat/field decision numbers were in line with The Big Bash, in the IPL 5 out of 6 calling the toss fielded and won 60% of the games. The toss not a strong indicator of match outcomes in (vanilla) win-probability models in The Blast.

### 3 Financial Context

Drop in revenues from continuing with FTA coverage figure: DCMS Broadcasting Rights for Cricket 2005-6 paragraph 48, also Channel 4 evidence on its losses.

<https://publications.parliament.uk/pa/cm200506/cmselect/cmcomeds/720/720.pdf>

### 4 Quotes

Tom Harrison speaking to the DCMS Select Committee

<https://parliamentlive.tv/event/index/0f28f808-e859-4ed1-a17b-e0484cf25b69?in=09:30:42>

Michael Atherton speaking to Mark Nicholas on the Rain Delay podcast.

<https://podfollow.com/raindelay/episode/c5ed14db8163449c444874cfd6c05610b3b8f122/view>